




**Antwerp  
Diamond Bank**

Diamond bankers. Since 1934.

---

## User's Manual - DIGIPASS



---

This publication is for informative purposes only and should not be used as a guide for any decision or action that will affect your business. This publication does not, in any way, set up any obligations with respect to Antwerp Diamondbank N.V., nor shall Antwerp Diamondbank N.V. be responsible for any loss sustained by a person who relies on this publication.




Copyright © 2006 Antwerp Diamondbank NV.

# User's Manual - DIGIPASS

---

## Changing the pin-code of your Digipass

If you like to change your personal Digipass – code, please follow the steps bellow:

1. Push the  button to activate the Digipass.
  
2. 2.1. Press the  button on your digipass:  
System will display: **"TIMECODE"**
  
- 2.2. Press the  button once again:  
System will display: **"CHANGE PIN?"**
  
- 2.3. Press the  button  
System will display: **"YOUR PIN"**
  
3. Enter your old pin-code and press the  button  
System will display: **"NEW PIN"**
  
4. 4.1. Enter your new code (the pin-code consists of 5 digits)
  
- 4.2. Press the  button  
System will display: **"REPEAT PIN"**
  
5. Enter your new pin-code again.  
System will display: **"OK"**

Your pin-code has now been changed.

